




# PROMEX PEN PLATING MACHINE

Enables you to plate safely & quickly with disposable pens.

- Each pen contains 10ml of solutions its inside and can plate approximately 60x60cm plate.
- No need to prepare special plating baths or solutions.
- Simple to use with no special skill required.



The rework and re-plating of damaged gold contact areas and fingers on printed circuit boards (PCB).



# Re-plating by an easy operation.



**The cases Gold contact areas or fingers on PCB need to be repaired and re-plated.**

Case:1 When Gold contact areas become contaminated with solder or scratched during handling.

Case : 2 When the existing plating does not meet the required specification, or if the specification changes.


1. Install the pen at the pen connector.




2. Turn the pen color selector to same color of pen label.



3. Touch the replating area with clamp or pin.



4. Touch the replating area by the pen.



## AVAILABLE KIT

ITEM CODE	MODEL
502-052	PROMEX PLATING MACHINE PCB KIT



### ACCESSORIES

- ① MAIN UNIT WITH INDUSTRIAL PEN CODE
- ② AC ADAPTER
- ③ DEGREASER PEN
- ④ NICKEL PEN
- ⑤ 24K GOLD PEN

## AVAILABLE INDIVIDUAL ITEMS

ITEM CODE	MODEL	ITEM CODE	MODEL
502-048	MAIN UNIT WITH INDUSTRIAL PEN CODE	502-019	18K GOLD PEN
502-008	DEGREASER PEN	502-020	14K GOLD PEN
502-011	COPPER PEN	502-036	12K GOLD PEN
502-012	NICKEL PEN	502-027	RHODIUM PLATING PEN
502-013	BLACK-NICKEL PEN	502-010	SILVER PEN
502-017	24K GOLD PEN	502-016	ZINC PEN
502-018	20K GOLD PEN	502-015	TIN PLATING PEN
		502-026	PALLADIUM PEN